

Reversing, Three Pole Contactors With AC Coil, Series CAU7 (Open type only)

I _e [A]		Ratings for Switching AC Motors (AC2 / AC3 / AC4)										Auxiliary Contacts per Contactor		Open Type
		kW (50 Hz)				UL/CSA HP (60 Hz)								
		AC-3	AC-1	230V	400V 415V	500V	690V	1 Ø		3 Ø				
115V	230V							200V	230V	460V	575V	NO	NC ⑤	
9	32	3	4	4	4	1/2	1 1/2	2	2	5	7-1/2	1	1	CAU7-9-22-*
12	32	4	5.5	5.5	5.5	1/2	2	3	3	7-1/2	10	1	1	CAU7-12-22-*
16	32	5.5	7.5	7.5	7.5	1	3	5	5	10	15	1	1	CAU7-16-22-*
23	32	7.5	11	13	10	2	3	5	7-1/2	15	15	1	1	CAU7-23-22-*
30	65	10	15	15	15	2	5	7-1/2	10	20	25	0 1 ④	1	CAU7-30-02-*
37	65	11	18.5/ 20	20	8.5	3	5	10	10	25	30	0	1	CAU7-30-22-*
												1 ④	1	CAU7-37-02-*
43	85	13	22	25	22	3	7-1/2	10	15	30	30	0	1	CAU7-37-22-*
												1 ④	1	CAU7-43-02-*
60	100	18.5	32	37	32	5	10	15	20	40	50	0	1	CAU7-43-22-*
												1 ④	1	CAU7-60-02-*
72	100	22	40	45	40	5	15	20	25	50	60	0	1	CAU7-60-22-*
												1 ④	1	CAU7-72-02-*
85	100	25	45	55	45	7-1/2	15	25	30	60	60	0	1	CAU7-72-22-*
												1 ④	1	CAU7-85-02-*
												1 ④	1	CAU7-85-22-*



CAU7-9-22-120 reversing contactor



CAU7-43-22-120 reversing contactor

Includes:

- Line side coil terminations
- Mechanical and electrical Interlock ⑤
- Reversing power wiring ① (using Power Wiring Kit Cat.# CAU7-PW...)
- Control wiring available; see footnote ②

Coil Codes ⑥

AC Coil Code	Voltage Range	
	50 Hz	60 Hz
24Z	24V	24V
120	110V	120V
208	~	208V
220W	~	208V - 240V
240	220V	240V
277	240V	277V
380	380V-400V	440V
480	440V	480V
600	550V	600V

Ordering Instructions

Specify Catalog Number	
Replace (*) with Coil Code	See Coil Codes on this page.

- ① For Reversing Contactors *without* power wiring add suffix “-LW” to catalog number and deduct the following amount:

CAU7-9...23 deduct \$10
 CAU7-30...37 deduct \$12
 CAU7-43 deduct \$22

CAU7-60...85 without power wiring not available
 Ex: CAU7-9-22-* becomes CAU7-9-22-*-LW.

- ② For control wiring, add suffix -CW to catalog number and add \$20.
 Example: CAU7-9-22-* becomes CAU7-9-22-*-CW.
- ③ The NC auxiliary contacts are supplied as part of the mechanical interlock (Cat.# CM7-02) and are used to electrically interlock the contactors.
- ④ The NO auxiliary contacts supplied are side mounted. Top mount NO auxiliary contacts must be special ordered. Contact your Sprecher+Schuh representative.
- ⑤ Other voltages available, see page A61. *Nonstandard coil voltages not listed here must be ordered and installed separately as renewal parts.*

Reversing, Three Pole Contactors With DC Coil, Series CAU7 (Open type only)

I _e [A]		Ratings for Switching AC Motors (AC2 / AC3 / AC4)										Auxiliary Contacts per Contactor		Open Type Catalog Number
		kW (50 Hz)				UL/CSA HP (60 Hz)								
		AC-3	AC-1	230V	400V 415V	500V	690V	1 Ø		3 Ø				
115V	230V							200V	230V	460V	575V	NO	NC ⑤	
9	32	3	4	4	4	1/2	1 1/2	2	2	5	7-1/2	1	1	CAU7-9C-22-*
12	32	4	5.5	5.5	5.5	1/2	2	3	3	7-1/2	10	1	1	CAU7-12C-22-*
16	32	5.5	7.5	7.5	7.5	1	3	5	5	10	15	1	1	CAU7-16C-22-*
23	32	7.5	11	13	10	2	3	5	7-1/2	15	15	1	1	CAU7-23C-22-*
30	65	10	15	15	15	2	5	7-1/2	10	20	25	0	1	CAU7-30C-02-*
												1 ④	1	CAU7-30C-22-*
37	65	11	18.5/ 20	20	8.5	3	5	10	10	25	30	0	1	CAU7-37C-02-*
												1 ④	1	CAU7-37C-22-*
43	85	13	22	25	22	3	7-1/2	10	15	30	30	0	1	CAU7-43C-02-*
												1 ④	1	CAU7-43C-22-*
60	100	18.5	32	37	32	5	10	15	20	40	50	0	1	CAU7-60D-02-*
												1 ④	1	CAU7-60D-22-*
72	100	22	40	45	40	5	15	20	25	50	60	0	1	CAU7-72D-02-*
												1 ④	1	CAU7-72D-22-*
85	100	25	45	55	45	7-1/2	15	25	30	60	60	0	1	CAU7-85D-02-*
												1 ④	1	CAU7-85D-22-*



CAU7-9C-22 reversing contactor



CAU7-43C-02 reversing contactor

Includes:

- DC operating mechanism
- Line side coil terminations
- Mechanical and electrical Interlock ⑤
- Reversing power wiring ① (using Power Wiring Kit Cat.# CAUT7-PW...)
- Control wiring available; see footnote ②

NOTE: DC and AC coils are not interchangeable. CA7-9C...43C contactors have increased dimensions to accommodate true DC coils. CA7-60D...85D contactors have a two winding, 3-lead coil with built-in late break auxiliary contact and coil suppression. Refer to page A87-89 for dimensions.

Coil Codes ⑤⑥

CAU7-9C...43C	CAU7-60D...85D	Voltage
DC Coil Code	DC Coil Code	
12D	12DD	12V
24D ⑦	24DD	24V
48D	48DD	48V
110D	110DD	110V
220D	220DD	220V

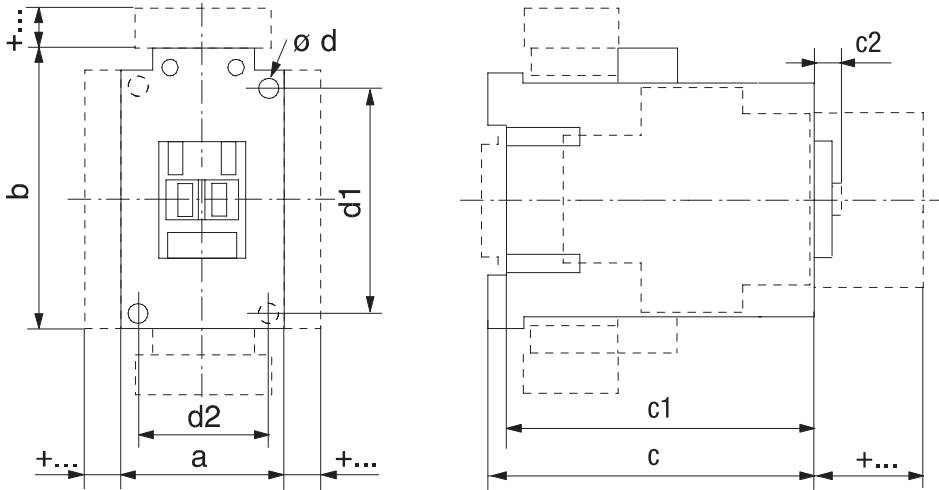
- ① For Reversing Contactors *without* power wiring add suffix “-LW” to catalog number and deduct the following amount:
 CAU7-9C...23C deduct \$10
 CAU7-30C...37C deduct \$12
 CAU7-43C deduct \$22
 CAU7-60D...85D without power wiring not available
 Ex: CAU7-9-22-* becomes CAU7-9-22-***-LW**.
- ② For control wiring, add suffix -CW to catalog number and add \$20.
 Example: CAU7-9-22-* becomes CAU7-9-22-***-CW**.
- ③ The NC auxiliary contacts are supplied as part of the mechanical interlock (Cat.# CM7-02) and are used to electrically interlock the contactors.
- ④ The NO auxiliary contacts supplied are side mounted. Top mount NO auxiliary contacts must be special ordered. Contact your Sprecher+Schuh representative.
- ⑤ Other voltages available, see page A62. *Non-standard coil voltages not listed here must be ordered and installed separately as renewal parts.*
- ⑥ Coils for CAU7-60D...85D reversing contactors include an integrated diode surge suppressor.
- ⑦ Surge suppressor coil with integrated diode available. Order coil code **24DD** and add \$84 to list price (\$42 x two contactors). To order, change “C” in catalog number to “D”. Ex: CAU7-9C-22-24D becomes CAU7-9D-22-24DD.

Ordering Instructions

Specify Catalog Number	
Replace (*) with Coil Code	See Coil Codes on this page.

Series CA7, CAU7, CAQ7, CNX, CAN7 and CAL7 (Contactors, Reversing Contactors & Special Use Contactors)

Dimensions are in millimeters (inches). Dimensions not intended for manufacturing purposes.

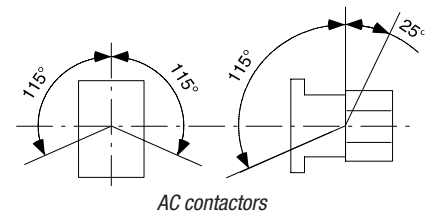


	Catalog Number	a	b	c	c1	c2	ød	d1	d2
AC Contactors	CA7-9...CA7-23; CAQ7-16; CAN7-12, CNX-205...208; CAN7-12, CA(V)L7-20	45 (1-25/32)	80 (3-3/16)	80.5 (3-11/64)	75.5 (3-3/32)	6 (1/4)	2-4.5 (2-3/16)	60 (2-23/64)	35 (1-25/64)
	CA7-30...CA7-37; CNX-209; CAN7-30...CAN7-37	45 (1-25/32)	81 (3-3/16)	97.5 (4)	92.6 (3-49/64)	6.5 (17/64)	2-4.5 (2-3/16)	60 (2-23/64)	35 (1-25/64)
	CA7-40-M... CAL7-30-M40	59 (2-21/64)	81 (3-3/16)	100.5 (4-7/64)	95.5 (3-49/64)	6.5 (17/64)	2-4.5 (2-3/16)	60 (2-23/64)	45 (1-25/32)
	CA7-43, CNX-212	54 (2-1/8)	81 (3-3/16)	100.5 (4-7/64)	95.5 (3-49/64)	6.5 (17/64)	2-4.5 (2-3/16)	60 (2-23/64)	45 (1-25/32)
	CA7-60...CA7-85 CNX-218	72 (2-53/64)	122 (4-51/64)	117 (4-49/64)	111.5 (4-35/64)	8.5 (21/64)	4-5.4 (4-7/32)	100 (3-15/16)	55 (2-11/64)
	CA7-90-M... CAL7-60-M40	95 (3-3/4)	122 (4-51/64)	117 (4-49/64)	111.5 (4-35/64)	8.5 (21/64)	4-5.4 (4-7/32)	100 (3-15/16)	55 (2-11/64)

Reversing Contactors, Capacitor Contactors & Accessories (+...)

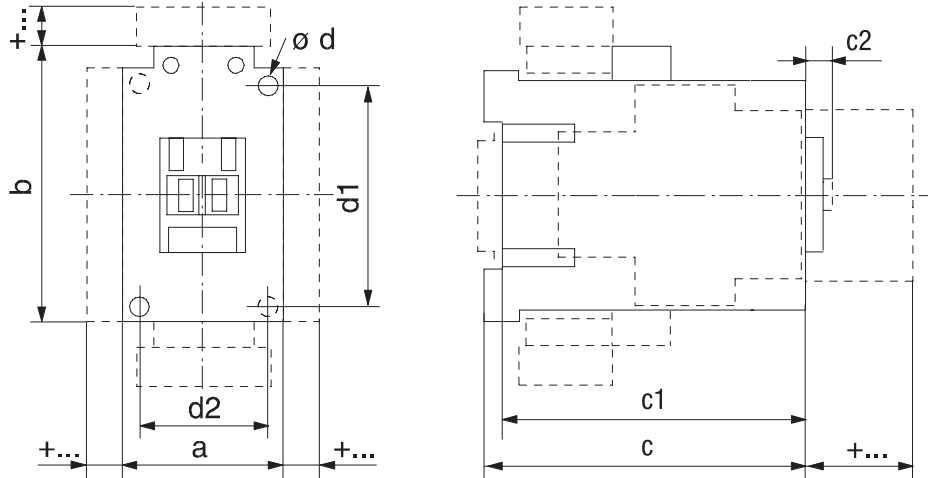
Contactors with...		Dim. [mm]	Dim. [inches]
auxiliary contact block-front mounting	2-, or 4-pole	c/c1 + 39	c/c1 + 1-37/64
(CAQ7) capacitor switching deck -front mounting		c/c1 + 39	c/c1 + 1-37/64
auxiliary contact block-side mounting	1-, or 2 pole	a + 9	a + 23/64
pneumatic timing module		c/c1 + 58	c/c1 + 2-23/64
electronic timing module	on coil terminal side	b + 24	b + 15/16
reversing contactor w-mech.interlock	on side of contactor	a+9+a	a+ 23/64+a
mechanical latch		c/c1 + 61	c/c1 + 2-31/64
interface module	on coil terminal side	b + 9	b + 23/64
surge suppressor	on coil terminal side	b + 3	b + 1/8
Labeling with...	label sheet	+0	+0
	marking tag sheet with clear cover	+0	+0
	marking tag adapter for V7 Terminals	+5.5	+7/32

Mounting Position



Series CA7 with DC Coil (True DC and Electronic Coils)

Dimensions are in millimeters (inches). Dimensions not intended for manufacturing purposes.



	Catalog Number	a	b	c	c1	c2	ød	d1	d2
True DC Contactors	CA7-9C...CA7-16C, CAQ7-16C CNX-205C...206C; CAN7-12C	45 (1-25/32)	81 (3-3/16)	106.5 (4-3/16)	101.5 (4)	6 (1/4)	2-4.5 (2-3/16)	60 (2-23/64)	35 (1-25/64)
	CA7-23C CNX-207C...208C	45 (1-25/32)	81 (3-3/16)	123.5 (4-55/64)	119 (4-43/64)	6 (1/4)	2-4.5 (2-3/16)	60 (2-23/64)	35 (1-25/64)
	CA7-30C...CA7-37C; CAQ7-37C; CNX-209C; CAN7-30C... CAN7-37C	45 (1-25/32)	81 (3-3/16)	141.5 (5-37/64)	136.5 (5-3/8)	6.5 (17/64)	2-4.5 (2-3/16)	60 (2-23/64)	35 (1-25/64)
	CA7-40C	59 (2-21/64)	81 (3-3/16)	144.5 (5-11/16)	139.5 (5-1/2)	6.5 (17/64)	2-4.5 (2-3/16)	60 (2-23/64)	45 (1-25/32)
	CA7-43C, CNX-212C	54 (2-1/8)	81 (3-3/16)	144.5 (5-11/16)	140 (5-33/64)	6.5 (17/64)	2-4.5 (2-3/16)	60 (2-23/64)	45 (1-25/32)
Electronic DC Contactors	CA7-9E...CA7-23E	45 (1-25/32)	81 (3-3/16)	80.5 (3-11/64)	75.5 (3-3/32)	6 (1/4)	2-4.5 (2-3/16)	60 (2-23/64)	35 (1-25/64)
	CA7-30E, CA7-37E	45 (1-25/32)	81 (3-3/16)	97.5 (4)	92.6 (3-49/64)	6.5 (17/64)	2-4.5 (2-3/16)	60 (2-23/64)	35 (1-25/64)
	CA7-40E	59 (2-21/64)	81 (3-3/16)	100.5 (4-7/64)	95.5 (3-49/64)	6.5 (17/64)	2-4.5 (2-3/16)	60 (2-23/64)	45 (1-25/32)
	CA7-43E	54 (2-1/8)	81 (3-3/16)	100.5 (4-7/64)	95.5 (3-49/64)	6.5 (17/64)	2-4.5 (2-3/16)	60 (2-23/64)	45 (1-25/32)

Reversing Contactors, Capacitor Contactors & Accessories (+...)

	Contactors with...	Dim. [mm]	Dim. [inches]
auxiliary contact block-front mounting	2-, or 4-pole	c/c1 + 39	c/c1 + 1-37/64
auxiliary contact block- left side mounting	1-, or 2 pole	a + 9	a + 23/64
pneumatic timing module		c/c1 + 58	c/c1 + 2-23/64
electronic timing module	on coil terminal side	b + 24	b + 15/16
mechanical latch		c/c1 + 61	c/c1 + 61
interface module	on coil terminal side	b + 9	c/c1 + 2-31/64
Labeling with...	label sheet	+0	+0
	marking tag sheet with clear cover	+0	+0
	marking tag adapter for V7 Terminals	+5.5	+7/32

Mounting Position

